


OMNI ANTENNAS



Features

- ◆ Center-fed design to ensure consistent pattern across the band
- ◆ Heavy null fill to assure close-in system performance
- ◆ Copper radiating elements to minimize possible generation of intermod products
- ◆ Fiberglass construction to protect radiating elements from corrosive environments
- ◆ Rugged, lightweight design for reduced wind loading
- ◆ DC grounded for lightning protection



Omnidirectional Antenna **A-8050**

7.5 dBd

806-960 MHz

Broadband, medium gain, omnidirectional collinear antenna, ruggedly designed to perform in the most demanding environments.

Electrical Specifications

A-8050

Frequency Range:	MHz	806-960
Nominal Gain:	dBd	7.5
Bandwidth, 1.5:1 VSWR:	MHz	See Note 2
E-Plane Beamwidth (-3dB):	Deg.	11
Power Rating:	Watts	300
Polarization:		Vertical
Cross-Polarization Discrimination:	dB	20 min.
Pattern:		Omnidirectional
Lightning Protection:		DC ground
Termination:		Type "N" Female

NOTE: (1) VSWR is referenced to 50 ohms.

(2) Specify frequency band when ordering. Standard frequency bands are 806-866, 824-894 and 890-960 MHz

Mechanical Specifications

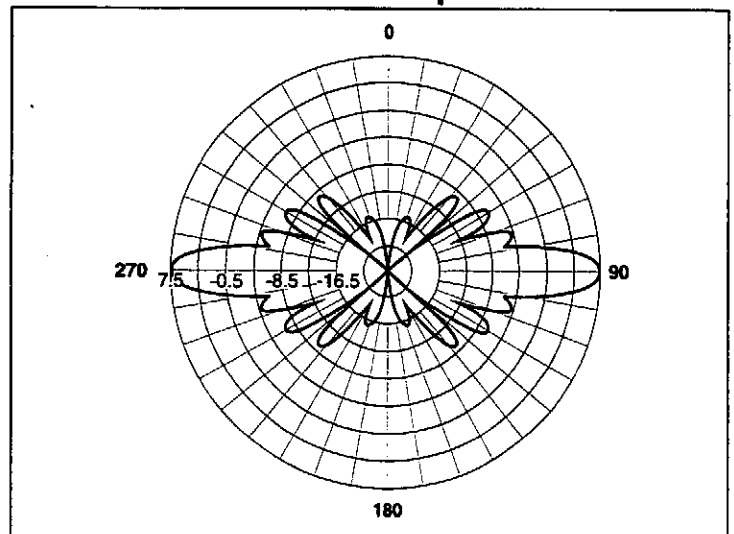
A-8050

Overall Length:	in.(mm)	105 (2600)
Radome Diameter:	in.(mm)	2.25 (57)
Weight including clamps:	lbs(kg)	20.0 (9.1)
Rated Wind Velocity:	mph(km/h)	100 (160)
Horizontal Thrust at Rated Wind Velocity:	lbs.(kg)	54 (24.5)

Mounting Information:

Clamps included for mounting to a 1.75"- 4.00"(45-102 mm) pipe.


Vertical Pattern for Vertical polarization





Features

- ◆ High gain to maximize E.R.P.
- ◆ Center-fed design to provide consistent pattern across the band
- ◆ Heavy null-fill to ensure close-in system performance
- ◆ Copper radiating elements to minimize possible generation of intermod products
- ◆ Fiberglass construction to protect radiating elements from corrosive environments
- ◆ Rugged, lightweight design for reduced wind loading
- ◆ DC grounded for lightning protection



Omnidirectional Antenna **A-8052**

9.5 dBd

806-960 MHz

Broadband, high gain, omnidirectional collinear antenna. All internal connections are soldered to ensure positive connection and long term noise-free operation.

Electrical Specifications

A-8052

Frequency Range:	MHz	806-960
Nominal Gain:	dBd	9.5
Bandwidth, 1.5:1 VSWR:	MHz	See Note 2
E-Plane Beamwidth (-3dB):	Deg.	6
Power Rating:	Watts	300
Polarization:		Vertical
Cross-Polarization Discrimination:	dB	20 min.
Pattern:		Omnidirectional
Lightning Protection:		DC ground
Termination:		Type "N" Female

NOTE: (1) VSWR is referenced to 50 ohms.

(2) Specify frequency band when ordering. Standard frequency bands are 806-866, 824-894 and 890-960 MHz

Mechanical Specifications

A-8052

Overall Length:	in.(mm)	184 (4674)
Radome Diameter:	in.(mm)	2.25 (57)
Weight including clamps:	lbs(kg)	30.0 (13.6)
Rated Wind Velocity:	mph(km/h)	100 (160)
Horizontal Thrust at Rated Wind Velocity:	lbs.(kg)	54 (24.5)

Mounting Information:

Clamps included for mounting to a 1.75" - 4.00"(45-102) pipe.

Vertical pattern for Vertical polarization

