

**FERRITES  
&  
ISOLATORS**



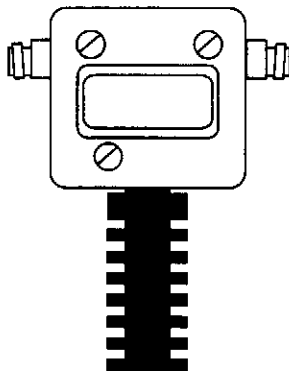
As the density of receivers and transmitters increases at available base station and repeater sites, closely spaced antennas permit signals to be coupled between transmitters. Mixing takes place in their power amplifier stages, producing intermodulation products that fall on or near receiver frequencies, and with sufficient strength to generate transmitter noise and receiver desensitization. The R.F. Isolator is an important device in reducing or eliminating these interferences.

# ISOLATORS & CIRCULATORS



# Features

- ◆ High isolation to minimize generation of intermod products.
- ◆ Low loss to maximize system performance.
- ◆ Formed steel enclosure for complete reliability under all operating conditions.
- ◆ Temperature stable to assure minimum specified rejection across its temperature range.
- ◆ Load terminations from 15 to 300 watts are available depending on system requirements



# Single Stage

# Isolators & Circulators

IS Series

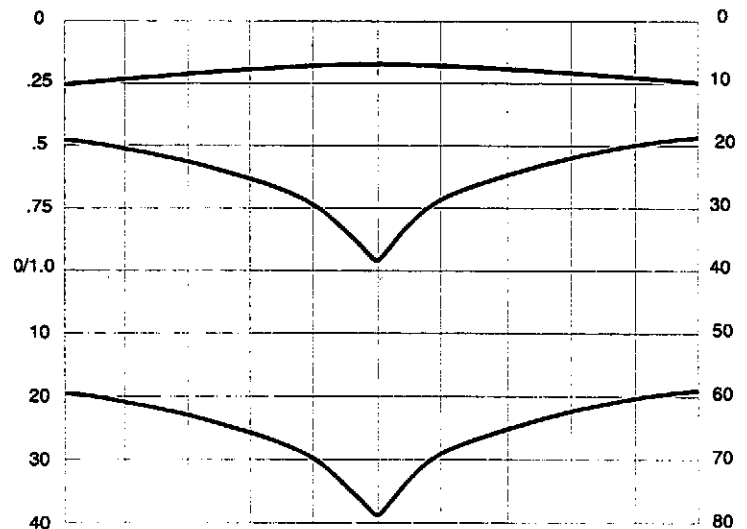
108-960MHz

*This series of isolators and circulators offer superior performance for the prevention of transmitter intermodulation. Their formed steel enclosures offer excellent mechanical, RF and magnetic stability. Various field-replaceable load terminations are available for the isolators.*

	IS-151*	IS-451*	IS-801*
Frequency range-MHz	138-174	406-512	806-960
Power Input	125 watts continuous		
Insertion Loss:	0.35dB	0.25dB	0.2dB
Isolation:	35dB or better at centre frequency		
VSWR (at any port):	1.15:1 or better		
Temperature range:	-30 C to +55 C		
Connectors:	Type N Female		

* Output Load	Suffix	Weight	
Termination Supplied		onces	(grams)
None(circulator)	0	16	(454)
30 watt load	1	18.5	(524)
60 watt load	2	19.5	(553)
75 watt load	3	21.5	(610)

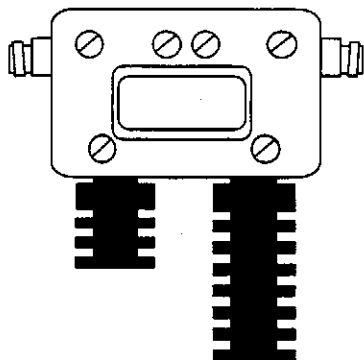
Note: The use of a harmonic filter between an isolator on the output of a transmitter and the antenna should always be installed to prevent radiation of undesirable harmonics.





# Features

- ◆ High isolation to minimize generation of intermod products.
- ◆ Low loss to maximize system performance.
- ◆ Formed steel enclosure for complete reliability under all operating conditions.
- ◆ Temperature stable to assure minimum specified rejection across its temperature range.
- ◆ Load terminations from 15 to 300 watts are available depending on system requirements



## Dual Stage

# Isolators & Circulators

IS Series

108-960MHz

*This series of isolators and circulators offer superior performance for the prevention of transmitter intermodulation. Their formed steel enclosures offer excellent mechanical, RF and magnetic stability. Various field-replaceable load terminations are available for the isolators.*

	IS-152*	IS-452*	IS-802*
Frequency range-MHz	138-174	406-512	806-960
Power Input	125 watts continuous		
Insertion Loss:	0.60dB	0.40dB	0.35dB
Isolation:	70dB or better at center frequency		
VSWR (at any port):	1.15:1 or better		
Temperature range:	-30 C to +55 C		
Connectors:	Type N Female		

* Output Load	Suffix	Weight	
Termination Supplied		onces	(grams)
None(circulator)	0	19.5	(549)
15 & 30 watt loads	1	21.5	(610)
30 & 60 watt loads	2	22.0	(623)
30 & 75 watt loads	3	23.5	(666)

Note: The use of a harmonic filter between an isolator on the output of a transmitter and the antenna should always be installed to prevent radiation of undesirable harmonics.

